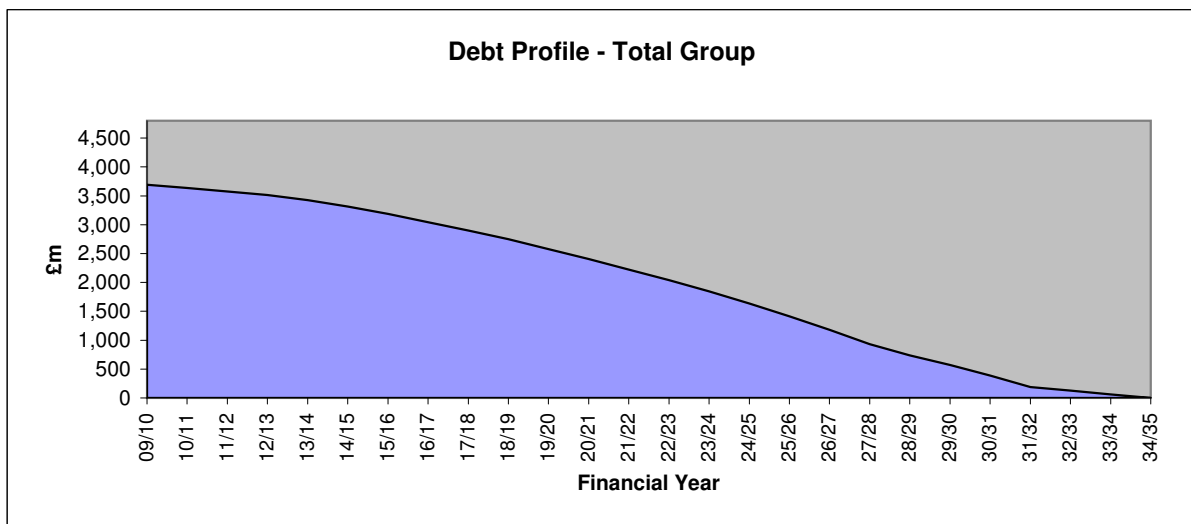
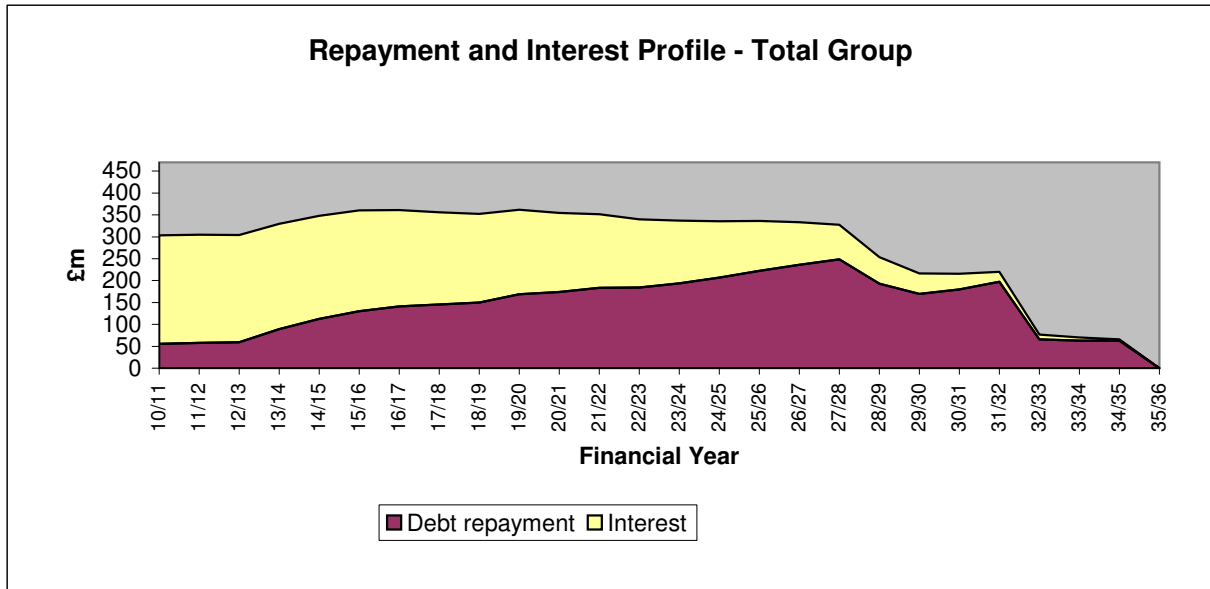
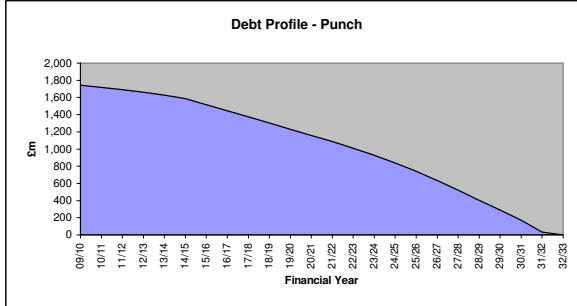
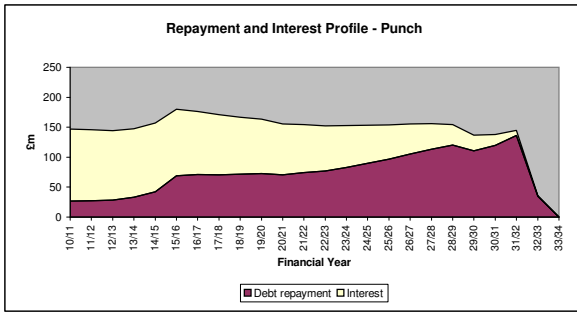


Debt Summary

TOTAL GROUP SECURED LOAN NOTES



PUNCH TAVERNS FINANCE PLC SECURED LOAN NOTE PROFILES

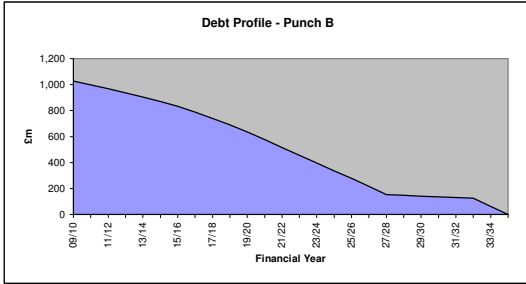
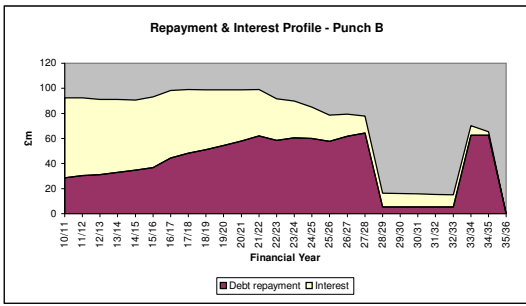


AMORTISATION PROFILE: PUNCH TAVERNS FINANCE PLC SECURED LOAN NOTES AT EACH REPAYMENT DATE (AFTER REPAYMENT) - POSITION CORRECT AS AT 6 MARCH 2010

£000

Date	A1	A2	A3	A3(N)	B1	B2	B3	C	M1	M2	M2(N)	D1	Total
Year (Aug 05)													
15-Oct-05	270,000	300,000	107,733	0	140,000	150,000	0	215,000	200,000	400,000	0	0	1,782,733
15-Jan-06	270,000	300,000	100,573	0	140,000	150,000	0	215,000	200,000	400,000	0	0	1,775,573
15-Apr-06	270,000	300,000	92,751	0	140,000	150,000	0	215,000	200,000	400,000	0	0	1,767,751
15-Jul-06	270,000	300,000	85,060	0	140,000	150,000	0	215,000	200,000	400,000	0	0	1,760,060
15-Oct-06	270,000	300,000	77,497	0	140,000	150,000	0	215,000	200,000	400,000	0	0	1,752,497
15-Jan-07	270,000	300,000	69,800	0	140,000	150,000	0	215,000	200,000	400,000	0	0	1,744,800
15-Apr-07	270,000	300,000	61,445	0	140,000	150,000	0	215,000	200,000	400,000	0	0	1,736,445
15-Jul-07	270,000	300,000	0	125,000	140,000	150,000	175,000	215,000	200,000	0	400,000	125,000	2,100,000
15-Oct-07	270,000	300,000	0	117,453	140,000	150,000	175,000	215,000	200,000	0	400,000	125,000	2,092,453
15-Jan-08	270,000	300,000	0	109,780	140,000	150,000	175,000	215,000	200,000	0	400,000	125,000	2,084,780
15-Apr-08	270,000	300,000	0	101,671	140,000	150,000	175,000	215,000	200,000	0	400,000	125,000	2,076,671
15-Jul-08	270,000	300,000	0	93,508	140,000	150,000	175,000	215,000	200,000	0	400,000	125,000	2,068,508
15-Oct-08	270,000	300,000	0	15,051	140,000	150,000	175,000	215,000	200,000	0	400,000	125,000	1,990,051
15-Jan-09	270,000	300,000	0	13,622	140,000	150,000	175,000	205,000	200,000	0	400,000	125,000	1,978,622
15-Apr-09	270,000	300,000	0	4,006	140,000	150,000	175,000	203,590	187,139	0	400,000	125,000	1,954,735
15-Jul-09	270,000	300,000	0	3,709	135,130	142,669	175,000	185,969	181,219	0	400,000	125,000	1,918,696
15-Oct-09	270,000	277,508	0	0	128,280	142,669	175,000	138,418	161,486	0	400,000	125,000	1,818,361
15-Jan-10	270,000	277,508	0	0	128,280	142,669	175,000	138,418	158,586	0	400,000	125,000	1,815,461
15-Apr-10	270,000	277,508	0	0	128,280	127,669	159,000	132,018	129,063	0	400,000	122,300	1,745,858
15-Jul-10	270,000	277,508	0	0	128,280	127,669	159,000	132,018	126,534	0	400,000	122,300	1,743,309
15-Oct-10	270,000	271,958	0	0	128,280	127,669	159,000	132,018	125,446	0	400,000	122,300	1,736,671
15-Jan-11	270,000	266,408	0	0	128,280	127,669	159,000	132,018	124,313	0	400,000	122,300	1,729,988
15-Apr-11	270,000	260,858	0	0	128,280	127,669	159,000	132,018	123,108	0	400,000	122,300	1,723,233
15-Jul-11	270,000	255,307	0	0	128,280	127,669	159,000	132,018	121,913	0	400,000	122,300	1,716,487
15-Oct-11	270,000	249,757	0	0	128,280	127,669	159,000	132,018	120,727	0	400,000	122,300	1,709,751
15-Jan-12	270,000	244,207	0	0	128,280	127,669	159,000	132,018	119,491	0	400,000	122,300	1,702,965
15-Apr-12	270,000	238,657	0	0	128,280	127,669	159,000	132,018	118,139	0	400,000	122,300	1,696,063
15-Jul-12	270,000	233,107	0	0	128,280	127,669	159,000	132,018	116,735	0	400,000	122,300	1,689,109
15-Oct-12	270,000	227,557	0	0	128,280	127,669	159,000	132,018	115,333	0	400,000	122,300	1,682,157
15-Jan-13	270,000	222,006	0	0	128,280	127,669	159,000	132,018	113,887	0	400,000	122,300	1,675,161
15-Apr-13	270,000	216,456	0	0	128,280	127,669	159,000	132,018	112,278	0	400,000	122,300	1,668,001
15-Jul-13	270,000	210,906	0	0	128,280	127,669	159,000	132,018	110,666	0	400,000	122,300	1,660,839
15-Oct-13	270,000	205,368	0	0	128,280	127,669	159,000	132,018	109,410	0	400,000	122,300	1,652,645
15-Jan-14	270,000	199,031	0	0	128,280	127,669	159,000	132,018	108,098	0	400,000	122,300	1,644,396
15-Apr-14	270,000	190,093	0	0	128,280	127,669	159,000	132,018	106,624	0	400,000	122,300	1,635,984
15-Jul-14	270,000	183,155	0	0	128,280	127,669	159,000	132,018	105,140	0	400,000	122,300	1,627,562
15-Oct-14	270,000	176,218	0	0	128,280	127,669	159,000	132,018	103,646	0	400,000	122,300	1,619,131
15-Jan-15	270,000	169,280	0	0	128,280	127,669	159,000	132,018	102,090	0	400,000	122,300	1,610,637
15-Apr-15	270,000	162,342	0	0	128,280	127,669	159,000	132,018	100,374	0	400,000	122,300	1,601,983
15-Jul-15	260,356	155,404	0	0	128,280	127,669	159,000	132,018	100,088	0	400,000	122,300	1,585,115
15-Oct-15	250,714	148,467	0	0	128,280	127,669	159,000	132,018	99,936	0	400,000	122,300	1,568,383
15-Jan-16	241,072	141,529	0	0	128,280	127,669	159,000	132,018	99,706	0	400,000	122,300	1,551,574
15-Apr-16	231,428	133,667	0	0	128,280	127,669	159,000	132,018	99,592	0	400,000	122,300	1,533,954
15-Jul-16	221,786	125,805	0	0	128,280	127,669	159,000	132,018	99,396	0	400,000	122,300	1,516,254
15-Oct-16	212,142	117,944	0	0	128,280	127,669	159,000	132,018	99,158	0	400,000	122,300	1,498,510
15-Jan-17	202,500	110,082	0	0	128,280	127,669	159,000	132,018	98,887	0	400,000	122,300	1,480,736
15-Apr-17	192,858	102,220	0	0	128,280	127,669	159,000	132,018	98,752	0	400,000	122,300	1,463,097
15-Jul-17	183,214	94,358	0	0	128,280	127,669	159,000	132,018	98,619	0	400,000	122,300	1,445,458
15-Oct-17	173,572	86,496	0	0	128,280	127,669	159,000	132,018	98,490	0	400,000	122,300	1,427,825
15-Jan-18	163,928	78,635	0	0	128,280	127,669	159,000	132,018	98,321	0	400,000	122,300	1,410,150
15-Apr-18	154,286	70,773	0	0	128,280	127,669	159,000	132,018	98,154	0	400,000	122,300	1,392,480
15-Jul-18	144,644	62,911	0	0	128,280	127,669	159,000	132,018	98,118	0	400,000	122,300	1,374,940
15-Oct-18	135,000	55,049	0	0	128,280	127,669	159,000	132,018	97,917	0	400,000	122,300	1,357,234
15-Jan-19	125,358	47,187	0	0	128,280	127,669	159,000	132,018	97,633	0	400,000	122,300	1,339,446
15-Apr-19	115,714	39,326	0	0	128,280	127,669	159,000	132,018	97,182	0	400,000	122,300	1,321,488
15-Jul-19	106,072	31,464	0	0	128,280	127,669	159,000	132,018	96,683	0	400,000	122,300	1,303,489
15-Oct-19	96,431	23,602	0	0	128,280	127,669	159,000	132,018	96,136	0	400,000	122,300	1,285,436
15-Jan-20	86,789	15,740	0	0	128,280	127,669	159,000	132,018	95,501	0	400,000	122,300	1,267,294
15-Apr-20	77,144	7,878	0	0	128,280	127,669	159,000	132,018	94,727	0	400,000	122,300	1,249,017
15-Jul-20	67,500	0	0	0	128,280	127,669	159,000	132,018	93,860	0	400,000	122,300	1,230,627
15-Oct-20	57,858	0	0	0	128,280	127,669	159,000	132,018	90,904	0	395,536	122,300	1,213,565
15-Jan-21	48,217	0	0	0	128,280	127,669	159,000	132,018	87,855	0	390,892	122,300	1,196,231
15-Apr-21	38,572	0	0	0	128,280	127,669	159,000	132,018	84,637	0	385,740	122,300	1,178,216
15-Jul-21	28,931	0	0	0	128,280	127,669	159,000	132,018	81,353	0	380,568	122,300	1,160,118
15-Oct-21	19,286	0	0	0	128,280	127,669	159,000	132,018	78,003	0	375,380	122,300	1,141,936
15-Jan-22	9,644	0	0	0	128,280	127,669	159,000	132,018	74,550	0	370,004	122,300	1,123,466
15-Apr-22	0	0	0	0	128,280	127,669	159,000	132,018	70,926	0	364,116	122,300	1,104,309
15-Jul-22	0	0	0	0	120,263	127,669	159,000	132,018	67,016	0	357,604	122,300	1,085,870
15-Oct-22	0	0	0	0	112,245	127,669	159,000	132,018	62,979	0	351,128	122,300	1,067,339
15-Jan-23	0	0	0	0	104,228	127,669	159,000	132,018	58,950	0	344,284	122,300	1,048,448
15-Apr-23	0	0	0	0	96,210	127,669	159,000	132,018	54,928	0	336,660	122,300	1,028,785
15-Jul-23	0	0	0	0	88,193	127,669	159,000	132,018	50,914	0	328,804	122,300	1,008,898
15-Oct-23	0	0	0	0	80,175	127,669	159,000	132,018	46,910	0	320,756	122,300	988,828
15-Jan-24	0	0	0	0	72,158	127,669	159,000	132,018	42,916	0	312,316	122,300	968,377
15-Apr-24	0	0	0	0	64,140	127,669	159,000	132,018	38,934	0	303,280	122,300	947,341
15-Jul-24	0	0	0	0	56,123	127,669	159,000	132,018	34,963	0	293,880	122,300	925,952
15-Oct-2													

PUNCH TAVERNS FINANCE B LTD SECURED LOAN NOTE PROFILES



AMORTISATION PROFILE: PUNCH TAVERNS FINANCE B SECURED LOAN NOTES AT EACH REPAYMENT DATE (AFTER REPAYMENT) - POSITION CORRECT AS AT 6 MARCH 2010

Date	A3	A4	A5	A6	A7	A8	B1	B2	C	Total
Aug 2005										
30-Sep-05	201,000	0	0	220,000	250,000	250,000	77,500	125,000	125,000	1,248,500
30-Dec-05	201,000	0	0	220,000	250,000	250,000	77,500	125,000	125,000	1,248,500
30-Mar-06	201,000	0	0	220,000	250,000	250,000	77,500	125,000	125,000	1,248,500
30-Jun-06	201,000	0	0	220,000	250,000	250,000	77,500	125,000	125,000	1,248,500
30-Sep-06	201,000	0	0	220,000	250,000	250,000	77,500	125,000	125,000	1,248,500
30-Dec-06	201,000	0	0	220,000	250,000	250,000	77,500	125,000	125,000	1,248,500
30-Mar-07	201,000	0	0	220,000	250,000	250,000	77,500	125,000	125,000	1,248,500
30-Jun-07	201,000	0	0	220,000	250,000	250,000	77,500	125,000	125,000	1,248,500
30-Sep-07	201,000	0	0	220,000	250,000	250,000	77,500	125,000	125,000	1,248,500
30-Dec-07	201,000	0	0	220,000	250,000	250,000	77,500	125,000	125,000	1,248,500
30-Mar-08	201,000	0	0	220,000	250,000	250,000	77,500	125,000	125,000	1,248,500
30-Jun-08	201,000	0	0	220,000	250,000	250,000	77,500	125,000	125,000	1,248,500
30-Sep-08	201,000	0	0	220,000	250,000	250,000	77,500	125,000	125,000	1,248,500
30-Dec-08	201,000	0	0	220,000	250,000	224,700	77,500	125,000	125,000	1,223,200
30-Mar-09	201,000	0	0	220,000	250,000	224,700	65,090	125,000	125,000	1,210,790
30-Jun-09	201,000	0	0	220,000	250,000	222,580	65,090	120,470	125,000	1,204,140
30-Sep-09	201,000	0	0	220,000	250,000	222,580	65,090	120,470	125,000	1,204,140
30-Dec-09	201,000	0	0	220,000	225,043	120,426	65,090	120,470	125,000	1,077,029
30-Mar-10	201,000	0	0	220,000	217,141	87,040	65,090	120,470	125,000	1,035,740
30-Jun-10	201,000	0	0	220,000	209,064	87,040	65,090	120,470	125,000	1,027,663
30-Sep-10	201,000	0	0	220,000	200,815	87,040	65,090	120,470	125,000	1,019,414
30-Dec-10	201,000	0	0	220,000	195,293	85,954	65,090	120,470	125,000	1,012,807
30-Mar-11	201,000	0	0	220,000	189,750	84,869	65,090	120,470	125,000	1,006,178
30-Jun-11	197,115	0	0	220,000	187,514	83,783	65,090	120,470	125,000	998,972
30-Sep-11	193,364	0	0	220,000	184,905	82,698	65,090	120,470	125,000	991,527
30-Dec-11	189,611	0	0	220,000	182,047	81,613	65,090	120,470	125,000	983,831
30-Mar-12	185,859	0	0	220,000	179,055	80,527	65,090	120,470	125,000	976,001
30-Jun-12	182,106	0	0	220,000	176,063	79,442	65,090	120,470	125,000	968,168
30-Sep-12	178,354	0	0	220,000	173,071	78,356	65,090	120,470	125,000	960,334
30-Dec-12	174,602	0	0	220,000	170,079	77,271	65,090	120,470	125,000	952,500
30-Mar-13	170,850	0	0	220,000	168,087	76,186	65,090	120,470	125,000	944,666
30-Jun-13	167,098	0	0	220,000	166,095	75,101	65,090	120,470	125,000	936,832
30-Sep-13	163,346	0	0	220,000	164,103	74,016	65,090	120,470	125,000	928,998
30-Dec-13	159,594	0	0	220,000	162,111	72,931	65,090	120,470	125,000	921,164
30-Mar-14	155,842	0	0	220,000	160,119	71,846	65,090	120,470	125,000	913,330
30-Jun-14	152,090	0	0	220,000	158,127	70,761	65,090	120,470	125,000	905,496
30-Sep-14	148,338	0	0	220,000	156,135	69,676	65,090	120,470	125,000	897,662
30-Dec-14	144,586	0	0	220,000	154,143	68,591	65,090	120,470	125,000	889,828
30-Mar-15	140,834	0	0	220,000	152,151	67,506	65,090	120,470	125,000	881,994
30-Jun-15	137,082	0	0	220,000	150,159	66,421	65,090	120,470	125,000	874,160
30-Sep-15	133,330	0	0	220,000	148,167	65,336	65,090	120,470	125,000	866,326
30-Dec-15	129,578	0	0	220,000	146,175	64,251	65,090	120,470	125,000	858,492
30-Mar-16	125,826	0	0	220,000	144,183	63,166	65,090	120,470	125,000	850,658
30-Jun-16	122,074	0	0	220,000	142,191	62,081	65,090	120,470	125,000	842,824
30-Sep-16	118,322	0	0	220,000	140,199	61,000	65,090	120,470	125,000	834,990
30-Dec-16	114,570	0	0	220,000	138,207	59,915	65,090	120,470	125,000	827,156
30-Mar-17	110,818	0	0	208,299	136,215	58,830	65,090	120,470	125,000	819,322
30-Jun-17	107,066	0	0	203,865	134,223	57,745	65,090	120,470	125,000	811,488
30-Sep-17	103,314	0	0	199,431	132,231	56,660	65,090	120,470	125,000	803,654
30-Dec-17	99,562	0	0	194,997	130,239	55,575	65,090	120,470	125,000	795,820
30-Mar-18	95,810	0	0	190,563	128,247	54,490	65,090	120,470	125,000	787,986
30-Jun-18	92,058	0	0	186,129	126,255	53,405	65,090	120,470	125,000	780,152
30-Sep-18	88,306	0	0	181,695	124,263	52,320	65,090	120,470	125,000	772,318
30-Dec-18	84,554	0	0	177,261	122,271	51,235	65,090	120,470	125,000	764,484
30-Mar-19	80,802	0	0	172,827	120,279	50,150	65,090	120,470	125,000	756,650
30-Jun-19	77,050	0	0	168,393	118,287	49,065	65,090	120,470	125,000	748,816
30-Sep-19	73,298	0	0	163,959	116,295	47,980	65,090	120,470	125,000	740,982
30-Dec-19	69,546	0	0	159,525	114,303	46,895	65,090	120,470	125,000	733,148
30-Mar-20	65,794	0	0	155,091	112,311	45,810	65,090	120,470	125,000	725,314
30-Jun-20	62,042	0	0	150,657	110,319	44,725	65,090	120,470	125,000	717,480
30-Sep-20	58,290	0	0	146,223	108,327	43,640	65,090	120,470	125,000	709,646
30-Dec-20	54,538	0	0	141,789	106,335	42,555	65,090	120,470	125,000	701,812
30-Mar-21	50,786	0	0	137,355	104,343	41,470	65,090	120,470	125,000	693,978
30-Jun-21	47,034	0	0	132,921	102,351	40,385	65,090	120,470	125,000	686,144
30-Sep-21	43,282	0	0	128,487	100,359	39,300	65,090	120,470	125,000	678,310
30-Dec-21	39,530	0	0	124,053	98,367	38,215	65,090	120,470	125,000	670,476
30-Mar-22	35,778	0	0	119,619	96,375	37,130	65,090	120,470	125,000	662,642
30-Jun-22	32,026	0	0	115,185	94,383	36,045	65,090	120,470	125,000	654,808
30-Sep-22	28,274	0	0	110,751	92,391	34,960	65,090	120,470	125,000	646,974
30-Dec-22	24,522	0	0	106,317	90,399	33,875	65,090	120,470	125,000	639,140
30-Mar-23	20,770	0	0	101,883	88,407	32,790	65,090	120,470	125,000	631,306
30-Jun-23	17,018	0	0	97,449	86,415	31,705	65,090	120,470	125,000	623,472
30-Sep-23	13,266	0	0	93,015	84,423	30,620	65,090	120,470	125,000	615,638
30-Dec-23	9,514	0	0	88,581	82,431	29,535	65,090	120,470	125,000	607,804
30-Mar-24	5,762	0	0	84,147	80,439	28,450	65,090	120,470	125,000	600,000
30-Jun-24	2,010	0	0	79,713	78,447	27,365	65,090	120,470	125,000	592,196
30-Sep-24	0	0	0	75,279	76,455	26,280	65,090	120,470	125,000	584,392
30-Dec-24	0	0	0	70,845	74,463	25,195	65,090	120,470	125,000	576,588
30-Mar-25	0	0	0	66,411	72,471	24,110	65,090	120,470	125,000	568,784
30-Jun-25	0	0	0	61,977	70,479	23,025	65,090	120,470	125,000	560,980
30-Sep-25	0	0	0	57,543	68,487	21,940	65,090	120,470	125,000	553,176
30-Dec-25	0	0	0	53,109	66,495	20,855	65,090	120,470	125,000	545,372
30-Mar-26	0	0	0	48,675	64,503	19,770	65,090	120,470	125,000	537,568
30-Jun-26	0	0	0	44,241	62,511	18,685	65,090	120,470	125,000	529,764
30-Sep-26	0	0	0	39,807	60,519	17,600	65,090	120,470	125,000	521,960
30-Dec-26	0	0	0	35,373	58,527	16,515	65,090	120,470	125,000	514,156
30-Mar-27	0	0	0	30,939	56,535	15,430	65,090	120,470	125,000	506,352
30-Jun-27	0	0	0	26,505	54,543	14,345	65,090	120,470	125,000	498,548
30-Sep-27	0	0	0	22,071	52,551	13,260	65,090	120,470	125,000	490,744
30-Dec-27	0	0	0	17,637	50,559	12,175	65,090	120,470	125,000	482,940
30-Mar-28	0	0	0	13,203	48,567	11,090	65,090	120,470	125,000	475,136
30-Jun-28	0	0	0	8,769	46,575	10,005	65,090	120,470	125,000	467,332
30-Sep-28	0	0	0	4,335	44,583	8,920	65,090	120,470	125,000	459,528
30-Dec-28	0	0	0	0	42,591	7,835	65,090	120,470	125,000	451,724
30-Mar-29	0	0	0	0	40,599	6,750	65,090	120,470	125,000	443,920
30-Jun-29	0	0	0	0	38,607	5,665	65,090	120,470	125,000	436,116
30-Sep-29	0	0	0	0	36,615	4,580	65,090	120,470	125,000	428,312
30-Dec-29	0	0	0	0	34,623	3,495	65,090	120,470	125,000	420,508
30-Mar-30	0	0	0	0	32,631	2,410	6			

